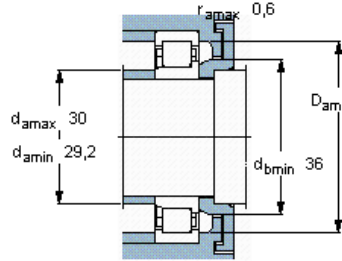
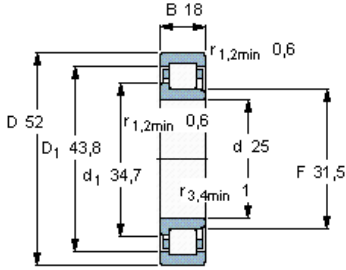


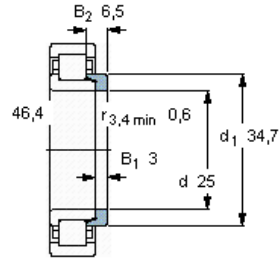
Cylindrical roller bearings, single row

Principal dimensions			Basic load ratings		Designation	Angle ring
d	D	B	dynamic C	static C0	* SKF Explorer bearing	Designation
mm			kN		-	-
25	52	18	39	34	NJ 2205 ECP	HJ 2205 EC



Calculation factors

k_r 0,2
 e 0,3 Y 0,4



HJ 2205 EC

Mass kg 0,014